






- ✓ Variety of types and placement options
- ✓ Integration with cash management systems, cigarette dispensers and impulse shelving placements
- ✓ Ergonomically well-organised area for increasing work efficiency
- ✓ A suitable solution for all store formats
- ✓ Wide range of decoration options and customisations



TECHNICAL SPECIFICATION

Dimensions HxLxW mm	H (845/990) x L (2795-10435) x W (665-2070)
Weight kg	ca. 230kg (max.)
Certifications	CE
Voltage	220-240VAC
Operating temperature	+5 to +35 °C
LED light	Yes
Options	left/right, wide/narrow packing bay, Single/Tandem
Packing area alternatives	wide/narrow packing bay
Payment options	prepared for most common payment options
Ergonomic norms	LV20
Customisable	Yes
Installation	indoor
Scanners	prepared for most common scanners
Operating conditions	Indoor, max.70%