


CheckMate 500

ITAB

- ✓ Fully modular checkout that suits any store format, available in various lengths
- ✓ Flexible weighing solutions
- ✓ Third consumers function makes it possible to assist a third customer while the two previous consumers are packing the goods that they have purchased. The speed of service increases by almost 30%.
- ✓ Designed for easy integration of different payment options and systems
- ✓ Straight design of the infeed means that the work of the cashier can be performed in a smaller area, making stretching less necessary. This increases work efficiency.



Technical specification

Dimensions HxLxW mm

Length: 2900 - 6300 mm
Width: 1250 mm Height: 970 mm

Certifications

CE

Voltage

220-240VAC 50-60Hz Max 3A in total

Operating temperature

+10 °C to +30 °C

Customer display

Yes

Options

Yes

Packing area alternatives

Dual lane with divider/Dual lane with 3rd customer functionality

Payment options

Cash & Card payment/Prepared for CG/Prepared for Safepay

Ergonomic norms

Applicable to swedish recommendations ADI566

Customisable

Yes

Installation



Indoor

Scanners

Dimensions prepared for Magellan 3200V & 3450

Operating conditions

Ambient humidity: 30-80%
Storage humidity: 20-90%



ITAB HQ Sweden

Phone: +46 36 31 73 00
info@itab.com

Local contact

Please visit
www.itab.com/contact

Please note that this product sheet is for a specific product and colour. The pictures may show examples of other available colours